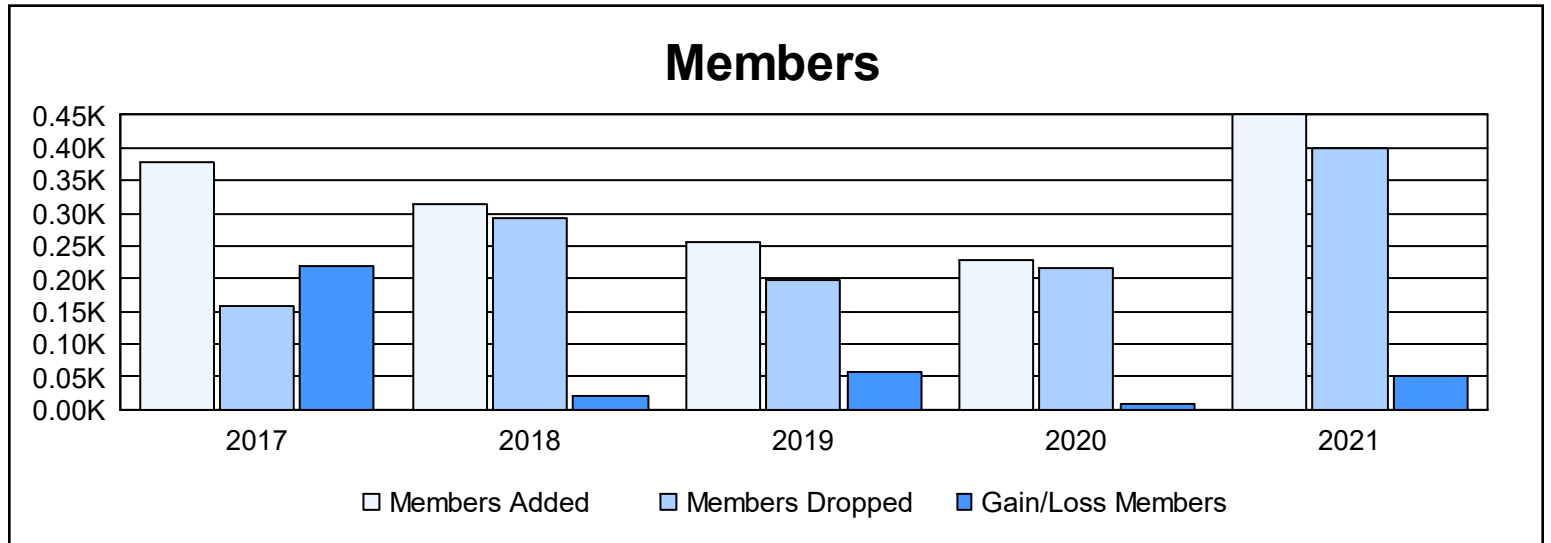
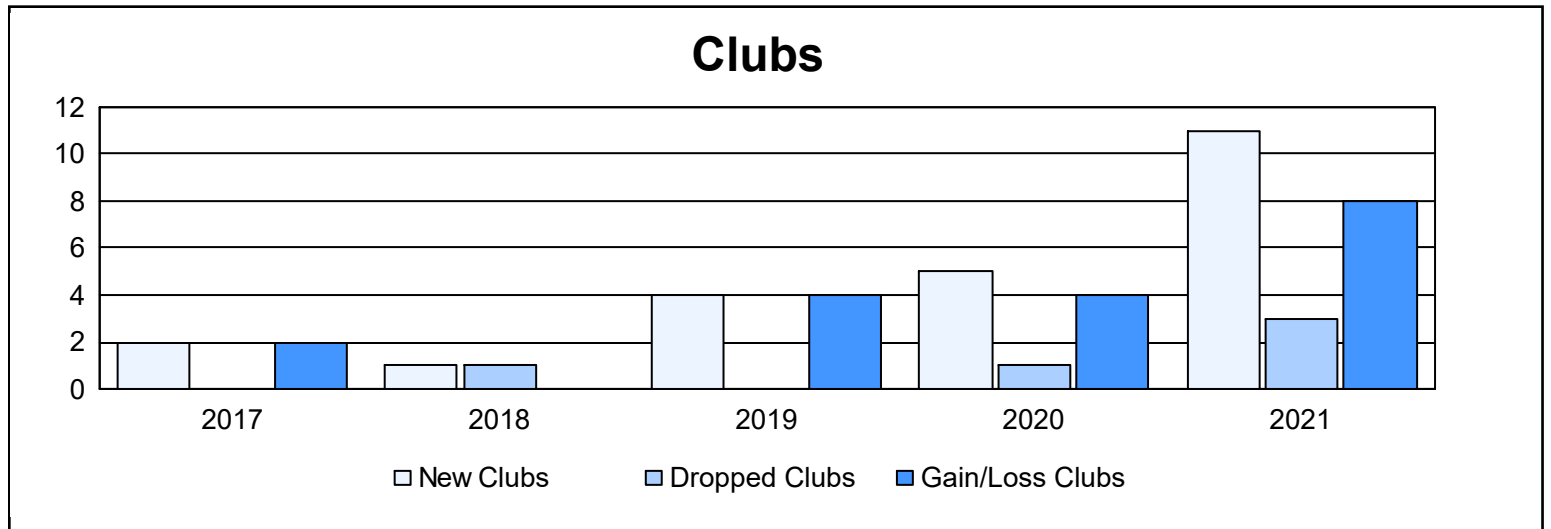
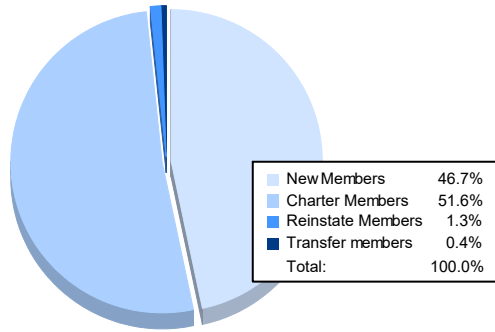


Year	New Clubs	Dropped Clubs	Gain/ Loss Clubs	New Members	Charter Members	Reinstate Members	Transfer Members	Total Member Added	Total Members Dropped	Gain/ Loss Members
2016-2017	2	0	2	304	68	5	2	379	159	220
2017-2018	1	1	0	265	43	6	0	314	293	21
2018-2019	4	0	4	116	129	11	1	257	198	59
2019-2020	5	1	4	116	96	13	2	227	217	10
2020-2021	11	3	8	210	232	6	2	450	398	52
<b>Average</b>	<b>5</b>	<b>1</b>	<b>4</b>	<b>202</b>	<b>114</b>	<b>8</b>	<b>1</b>	<b>325</b>	<b>253</b>	<b>72</b>



### Membership Composition June 2021 Cumulative



### Gender Composition June 2021 Cumulative

